


# Partition Table

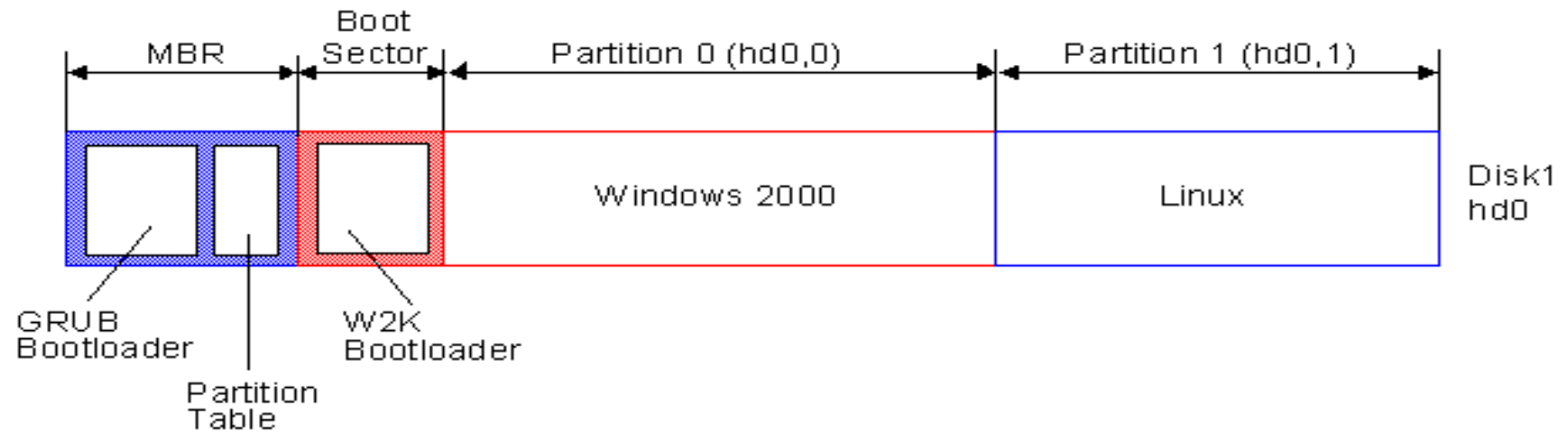


The visualization shows a disk with four partitions. The first three are highlighted with yellow backgrounds and colored borders: hda1 (8.66GB) with a red border, hda2 (2.52GB) with a blue border, and hda3 (1.77GB) with a blue border. The fourth partition, hda-1, is shown in a grey box with a dotted border.


| Number | Partition  | Type       | Status | Size    | Used space | Start   | End     | Label    |
|--------|------------|------------|--------|---------|------------|---------|---------|----------|
| 01     | /dev/hda1  | ntfs       |        | 14.00GB | 8.66GB     | 0.03MB  | 14.00GB |          |
| 02     | /dev/hda2  | reiserfs   | Active | 14.00GB | 2.52GB     | 14.00GB | 28.01GB | No label |
| 03     | /dev/hda3  | reiserfs   |        | 14.03GB | 1.77GB     | 28.01GB | 42.03GB | No label |
| 04     | /dev/hda4  | linux-swap |        | 1.20GB  | 0.00MB     | 42.03GB | 43.24GB |          |
| 05     | /dev/hda-1 | free       |        | 12.65GB | N/A        | 43.24GB | 55.89GB |          |

# Boot Phase

Disk Layout



Chain Loading



# Simple LILO menu

```
LILO 22.7  Boot Menu
```

|  |   |
|--|---|
| gentoo-2.6.16r4<br>gentoo-acpi<br>gentoo-noresume<br>gentoo-2.6.15 | gentoo-2.6.14r5<br>Memtest86Plus<br>winXP |
|--|---|

```
Hit any key to cancel timeout      --:--  
Use ←↑↓→ arrow keys to make selection  
Enter choice & options, hit CR to boot
```

boot: gentoo-2.6.16r4\_

# Knoppix GRUB menu



KNOPPIX 4.0

Hit the Return key to start Linux from CD. If you do not want to boot from CD, please remove this CD from the drive now, and reset your computer.

Press keys F2 or F3 for help and boot options.

KNOPPIX U4.0.2-CD

<http://www.knoppix.de/>

RELEASE: 2005-09-23

boot: linux\_